

MICROTUNNELLING SYSTEMS

www.terratec.co



 **TERRATEC**

MICROTUNNELLING TECHNOLOGY

Microtunnelling, or Pipe Jacking Method, is a trenchless solution for constructing small diameter tunnels, used especially for projects that require the tunnel to cross under dense traffic roads, railways, rivers, etc.

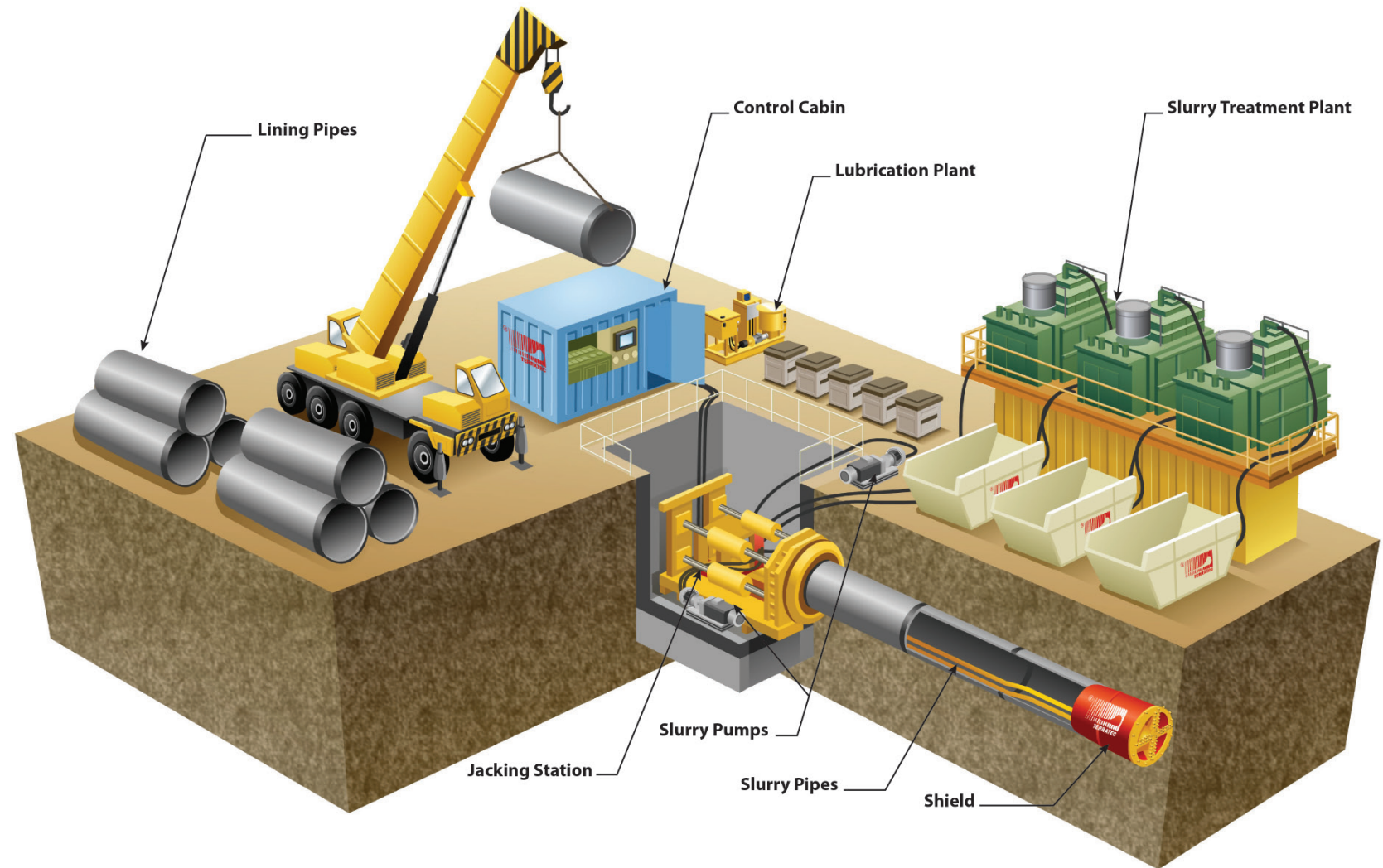
This method minimizes disruptions on the surface during the tunnel construction in comparison with traditional open trench method, and there is no requirement for personnel inside the tunnel during operation.

This technique installs concrete Pipes, by a Pushing or Jacking Frame installed in the Launching Shaft. A special Boring Machine or Shield, called the Micro Tunnel Boring Machine (MTBM), is attached to the head of the Pipe that follows the path of the tunnel as it is being bored.

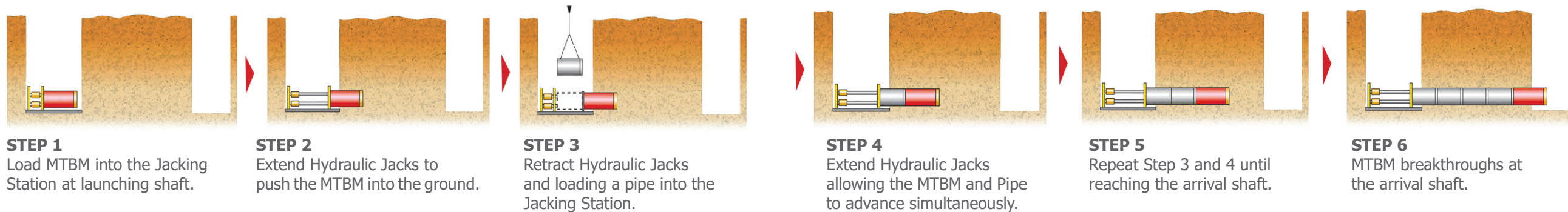
Main applications of Microtunnelling are:

- Sewerage Networks
- Drinking Water Networks
- Communication and Power Supply Networks

TERRATEC MTBMs are suitable for the construction of tunnels with an inner diameter ranging from 500mm up to 2,800mm. However, for tunnels requiring an inner diameter bigger than 1,800mm the construction can be undertaken by Shield TBM, installing segmented concrete lining with an Erector Arm.



PIPE JACKING SEQUENCE



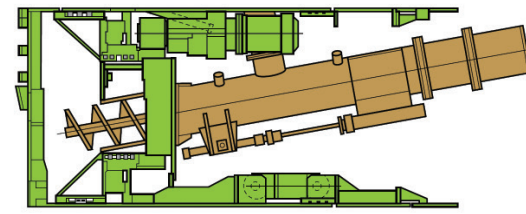
MICROTUNNELLING TECHNOLOGY

SHIELD

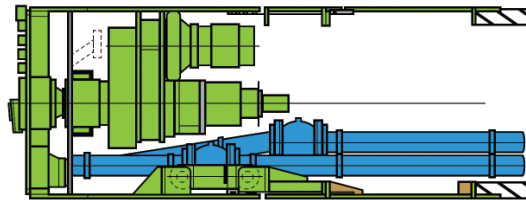
For projects under water condition, TERRATEC Microtunnelling TBM can be Earth Pressure Balance (EPB) or Slurry Type. The first one removes the spoil from the face through a Screw Conveyor, whereas the second one by pumping it.

For projects to excavate in rock without water pressure, Open Mode excavation is adopted for the MTBM, making the evacuation of the spoil through a Hopper that feeds a Belt Conveyor.

For tunnels with inner diameter less than 1,500mm, the microtunnelling works are performed only with Slurry Shield, due to space restrictions.



EPB Type MTBM



Slurry Type MTBM


CUTTERHEAD

Despite microtunnelling technique is best deployed in cohesive soil, modern face supporting methods are available to manage a wide range of ground conditions.

TERRATEC MTBMs can effectively deal with a variety of conditions, including:

- Cohesive or non-cohesive soils,
- Dry or watery conditions,
- Hard rock or soft ground, and
- Mixed composites, including cobbles and boulders.

Due to these varied environments, each CutterHead is designed according to the Geological Conditions. For soft grounds it mounts some Scrappers and Blades, while for rocky grounds the CutterHead will mount Roller Disc Cutters, which can be Single, Double or Triple.



TUNNEL LINING

The inner diameter of installed pipes ranges from 500mm to 2,800mm.

These pipes are commonly fabricated as Reinforced Concrete (RCP), Glass Reinforced (GRP) or Steel Casing. Other options such as Polymer Concrete, Clay, and Ductile Iron are occasionally adopted.

The Pipes have a working length of 2m or 3m. Between them, there is a "Collar" which can be internal or external and made of steel or PVC. This Collar seals the joint between the pipes ensuring that the finished tunnel is water tight.



SPOIL TREATMENT

The evacuation of the muck from the tunnel face up to the Launching Shaft can be done by Sludge Pump or Trolley Muck Car (in the case of EPB Shield), by Recirculation Pumping System (in the case of Slurry Shield), or by Belt Conveyor (in the case of Open Shield).

In the case of Recirculating Pumping System for the Slurry MTBM, it is necessary to install a Separation Tank (the simplest case) or a modern Slurry Treatment Plant.



ALIGNMENT

The MTBM advances due to the thrust provided by the Jacking Frame in the Launching Shaft. The stress is passed through the pipes as they are installed according to the progression of the MTBM. The pipes have a working length of 2m or 3m.

The maximum distance covered in one single drive by a MTBM varies in the range of 200m to 500m, depending on the diameter of the tunnel and the geological conditions. For long continuous drives, intermediate thrust jacking stations are required to be installed every 200m or 300m in order to reduce the maximum jacking force needed.

For diameters less than 1,000mm the alignment is considered straight. For diameters greater than 1,000mm, the alignments can tolerate gradual curves. The alignment of the MTBM is very precise due to its sophisticated laser guidance system and its capacity to correct the alignment by using steering cylinders which enable the head of the MTBM to be oriented.

Nowadays the pipelines constructed by Microtunnelling are more accurate and evenly stressed than those laid using conventional open trench method.



MICROTUNNELLING TECHNOLOGY

CASE STUDY

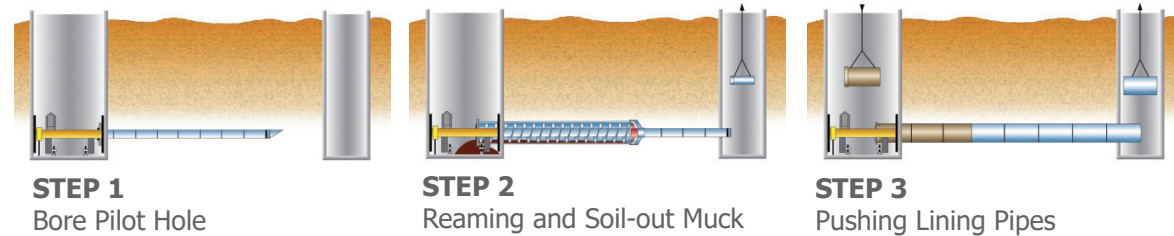
HORIZONTAL AUGER BORING

Since the conventional microtunnelling method by Pipe Jacking has been proven to be too costly for construction of small diameter and short length tunnels, the Auger Boring Method has been developed in recent years as a simple and easy-to-use trenchless alternative.

The Auger Boring Technique consists is a three-step method. At first stage a pilot hole is bored to define the tunnel alignment, after this the Pusher/Cutter Head and Screw Augers are

jacked through the Pilot Hole, reaming it to the final tunnel diameter while soiling the muck out. Finally, the tunnel lining pipes are pushed through in the last step.

The Auger Boring Method is suitable for Connecting Sewer Tunnels that comprise a short distance of up to 100m in length and soil with SPT (Standard Penetration Test) Value $N < 30$.



TOTAL SOLUTION

TERRATEC's supply of equipment is not limited to the MTBM. TERRATEC can provide the complete Pipe Jacking System including all the Jobsite facilities:

- Slurry Transport System
- Slurry Treatment Plant
- Main Jacking Station
- Intermediate Jacking Stations
- Lubrication System

TERRATEC's in-house Engineering and Field Service Teams can assist the Client from the Planning Stage for the selection of the suitable equipment to suit the specific project needs, and for the assembly and operation of the MTBM once the actual works begin at Site.

In addition, since TERRATEC keeps an extensive Microtunnelling inventory, the company can carry out the complete Pipe Jacking Works under a subcontract scheme.

Project Name:	Rama 1 Road Cable Tunnel Project
Location:	Pathumwan District. Bangkok, THAILAND
Year:	2010
Client:	Metropolitan Electricity Authority (MEA)
Tunnel Diameter:	ID 1,500mm
Tunnel Length:	931m
Tunnel Lining:	Reinforced Concrete Pipe (RCP)-ID1500 / OD1850 / L3000
MTBM Type:	Slurry Type MTBM with Cone Crusher
MTBM Diameter:	1,850mm
CutterHead Power:	66kW (Electric Drive)

Rama-I Road is located in the Pathumwan District, an important business area in the heart of Bangkok, Thailand. To manage the growing demand for Power in this district, the Metropolitan Electricity Authority (MEA) has set as a priority the Construction of Cable Tunnels to increase the distribution capacity from the Grid.

The District has heavy traffic congestion throughout the day. Due to this, it is not feasible for the tunnels to be excavated using traditional open trench methodology.

TERRATEC was contracted to execute 931 meters of Tunnelling Works from MH.111 to MH.121 by Pipe Jacking Method on a turnkey basis. TERRATEC mobilized its own Complete System comprising:

- Slurry MTBM (S-1500 Series)
- Slurry Transport System
- Jacking Frame
- Lubrication System and
- Separation Tank





AUSTRALIA

171 Davey Street,
Hobart, Tasmania,
7000 AUSTRALIA
Tel. +61 362233282
Fax. +61 362233268
E-mail: info@terratec.com.au

CHINA & SOUTH EAST ASIA

11/F Wharf T&T Centre,
7 Canton Road,
Kowloon, HONG KONG
Tel. +852 3169 3660
Fax. +852 3169 3661
E-mail: info@terratec.com.hk

INDIA

4F, Ansal Chamber-2
Bhikaji Cama Place,
New Delhi, 110066 INDIA
Tel. +91 11 46695021
Fax. +91 11 26169111
E-mail: info@terratec-india.com